

Johnson County Building Officials Association

Agenda – October 16, 2015

President: John Hollis, Chief Building Inspector, Merriam, johnh@merriam.org
Vice-President: Travis Torrez, Building Official, Leawood, travist@leawood.org
Secretary: Steve Crull, Building Official, Mission Hills, scrull@missionhillsks.gov
Treasurer: Bill Sandy, Building Official, Fairway, bsandy@fairwaykansas.org

Meeting Date: October 16, 2015 - 12:00 P.M

Location: St. Andrew's Golf Course Clubhouse – 11099 West 135th, Overland Park, Kansas

Agenda

- 1) **Call to order:** The meeting was called to order at _____ PM. There were ____ in attendance:
- 2) **Approval of meeting minutes:**
- 3) **Treasurer's report:** The beginning balance was \$ _____; the ending balance is \$ _____. The monthly expense was \$ _____ for the November meeting.
- 4) **Associate announcements:**
- 5) **Old Business:**
 - a) Helix Micro Rebar discussion and update – Matt Souders/John Hollis
 - b) Foundation details may be slipping away from JOCOBO Foundation Standards
 - c) Recap of Conference – Tim Ryan
 - d) Inquiries from JCW regarding processes – Tim Ryan
 - e) Latest opinion (2015) of KS AG regarding schools – Tim Ryan
- 6) **New Business:**
 - a) Additional items for group to discuss.
- 7) **Set Date for Next Meeting:** Meeting to be held at St. Andrew's Golf Club, 11099 W. 135th St., Overland Park, KS, on November 20, 2015 at 12:00 PM.
- 8) **Adjournment:** The meeting was adjourned at _____ PM. Move into Executive Session as needed.

Submitted by: John Hollis, Merriam

Quality Window Wells

MAKE YOUR BASEMENT A LUXURIOUS RETREAT



Menu

WELLS

- ▶ elite wells
- ▶ premier wells
- ▶ cascade wells

ACCESSORIES

- ▶ covers
- ▶ grates
- ▶ ladders (optional)

INFORMATION

- ▶ product features
- ▶ safety
- ▶ warranty
- ▶ builder resources
- ▶ literature

CONTACT US ▶





PREMIER SERIES EGRESS WINDOW WELL

RockWell's egress window well have a stone texture that truly looks and feels like real stone. Adding great curb appeal and an aesthetically pleasing view from the inside out. Our wells also allow for more light into an otherwise dark & drab basement.



The Premier Series' egress window well are designed for most standard egress window well applications. A built-in step is provided in the 48" and 60" models only, and our decorative [safety ladder](#) is an available option to help facilitate exit in the event of an emergency. Clear polycarbonate covers and metal grates are available for the Premier Series.

Premier Series

Item	Width (Inside)	Projection	Height	Weight (lbs)
 WPT-663960	66	39	60	80
 WPT-663948	66	39	48	70
 WPT-663936*	66	39	36	50
 WPT-663924*	66	39	24	35

*The 24" and 36" height wells do not contain steps

Note:

All dimensions are in inches
Flange widths are 4.5 inches

Examples:

WPT-663948=Well, Single Step, Tan, 66x39x48
WPG-663960=Well, Single Step, Grey, 66x39x60

ENGINEERING DRAWINGS ▶



[VIEW OUR GALLERY ▶](#)

 **TESTIMONIALS:** *"Our thanks goes to RockWell Window Wells for such a beautiful product! We absolutely love how our basement looks!"*

Copyright © RockWell Window Wells. All Rights Reserved.
Patented Technology

[HOME](#) [PRODUCTS](#) [GALLERY](#) [DISTRIBUTORS](#) [RESOURCES](#) [ABOUT US](#) [CONTACT US](#)